

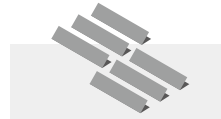
YTG585-605P-60/D

Adopting PERC technology on G12 wafer, perfectly matches the mainstream system design.

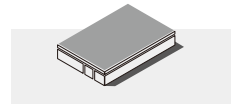
Lower voltage brings higher string power, thus lower system cost.

Advanced module technologies are adopted like multi-busbar, half cell, non-destructive cutting, and intelligent soldering.

Bifacial modules bring additional power generation gain to the system.



Utility



Commercial



High Power Output



Low LCOE



Better Mechanical Performance



Long-term Reliability

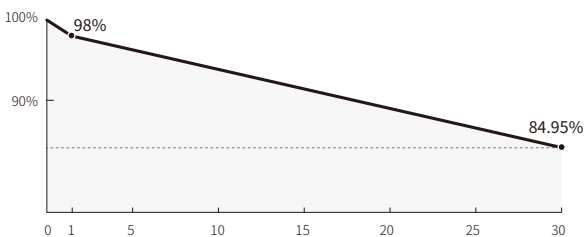
Warranty

Product warranty 12 Years

1st year degradation $\leq 2\%$

Linear power warranty 30 Years

Annual degradation $\leq 0.45\%$



Certificates

IEC 61215, IEC 61730

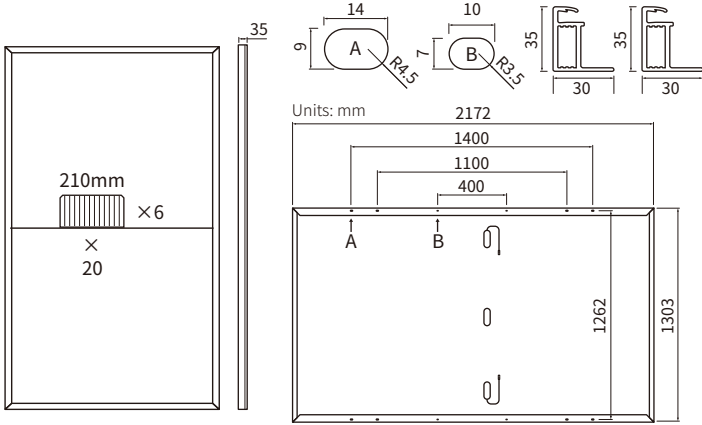
ISO 9001:2015 Quality management systems

ISO 14001:2015 Environmental management systems

ISO 45001:2018 Occupational health and safety management systems



YTG585-605P-60/D



Mechanical Parameters

Cell type	Mono PERC
No. of cells	120 (6*20)
Junction box	IP68, 3 diodes
Cable	4mm ² ; 300mm(+)/400mm(-) or customized
Glass	Dual glass, 2.0mm + 2.0mm
Frame	Anodized aluminum alloy frame
Weight	34.6kg ± 3%
Dimensions	2172mm x 1303mm x 35mm
Packaging	31 pcs/pallet, 558 pcs/40HQ container

Electrical Parameters

STC: AM1.5 1000W/m² 25°C NMOT: AM1.5 800W/m² 20°C 1m/s

Module type	YTG585P-60/D		YTG590P-60/D		YTG595P-60/D		YTG600P-60/D		YTG605P-60/D	
	STC	NMOT	STC	NMOT	STC	NMOT	STC	NMOT	STC	NMOT
Rated maximum power P _{max} (W)	585	443	590	447	595	451	600	455	605	459
Open circuit voltage Voc (V)	41.03	38.22	41.21	38.38	41.39	38.55	41.57	38.72	41.76	38.90
Short circuit current I _{sc} (A)	18.14	14.85	18.20	14.90	18.26	14.95	18.32	15.00	18.38	15.05
Maximum power voltage V _{mp} (V)	34.18	31.74	34.36	31.90	34.52	32.08	34.70	32.24	34.86	32.40
Maximum power current I _{mp} (A)	17.12	13.96	17.18	14.02	17.24	14.07	17.30	14.12	17.36	14.17
Module efficiency (%)	20.7		20.8		21.0		21.2		21.4	

Bifacial gain 10%	YTG585P-60/D		YTG590P-60/D		YTG595P-60/D		YTG600P-60/D		YTG605P-60/D	
	STC	NMOT	STC	NMOT	STC	NMOT	STC	NMOT	STC	NMOT
Rated maximum power P _{max} (W)	644		649		655		660		666	
Open circuit voltage Voc (V)	41.03		41.21		41.39		41.57		41.76	
Short circuit current I _{sc} (A)	19.95		20.02		20.09		20.15		20.22	
Maximum power voltage V _{mp} (V)	34.18		34.36		34.52		34.70		34.86	
Maximum power current I _{mp} (A)	18.83		18.90		18.96		19.03		19.10	

Temperature Coefficients

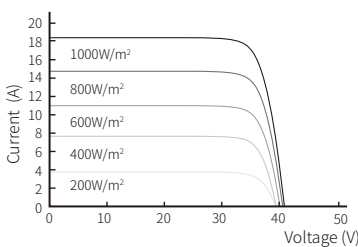
Temperature coefficient α _{Isc}	+0.045%/°C
Temperature coefficient β _{Voc}	-0.275%/°C
Temperature coefficient γ _{Pmax}	-0.350%/°C

Operating Conditions

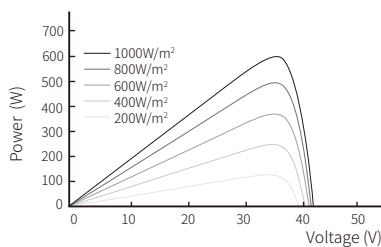
Operating temperature	-40°C~+70°C	Nominal operating cell temperature	45±2°C
P _{max} , Voc, I _{sc} tolerance	±3%	Front side Max. static test loading	5400 Pa
Power selection	0~+5W	Rear side Max. static test loading	2400 Pa
Maximum system voltage	1500V DC		
Maximum series fuse rating	35A		

Graphs (YTG600P-60/D)

Current - Voltage Curve



Power - Voltage Curve



Current - Voltage Curve

